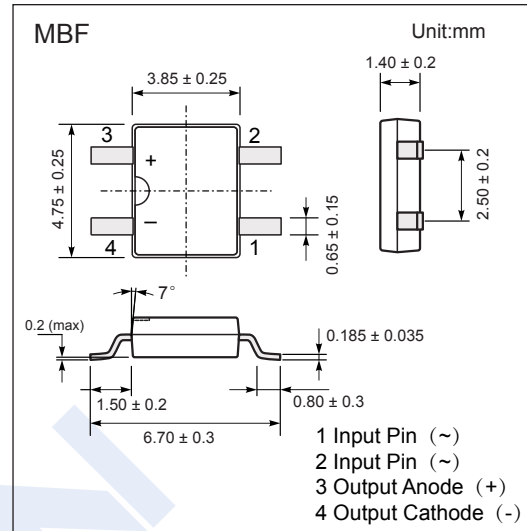


Schottky Bridge

XT24F ~ XT220F

■ Features

- Reverse Voltage - 40 to 200 V
- Forward Current - 2 A
- High Surge Current Capability
- Designed for Surface Mount Application



■ Absolute Maximum Ratings Ta = 25°C

Parameter	Symbol	XT 24F	XT 26F	XT 28F	XT 210F	XT 220F	Unit
Repetitive Peak Reverse Voltage	V _{RRM}	40	60	80	100	200	V
RMS Voltage	V _{RMS}	28	42	56	70	140	
Maximum DC Blocking Voltage	V _{DC}	40	60	80	100	200	
Forward Voltage @ I _F =2A	V _F	0.55	0.7	0.85			A
Average Forward Rectified Current	I _{FAV}	2					
Peak Forward Surge Current @ 8.3ms	I _{FSM}	50		40			
Maximum DC Reverse Current Ta=25°C	I _R	0.5			0.3		mA
Ta=125°C		10			5		
Typical Junction Capacitance *1	C _j	220	80				pF
Thermal Resistance.Junction- to-Ambient	R _{thJA}	75					°C/W
Junction Temperature	T _j	125					°C
Storage Temperature	T _{stg}	-55 to 150					

* 1 Measured at 1MHz and applied reverse voltage of 4V D.C

■ Marking

NO.	XT24F	XT26F	XT28F	XT210F	XT220F
Marking	MB24F	MB26F	MB28F	MB210F	MB220F

Schottky Bridge

XT24F ~ XT220F

■ Typical Characteristics

Fig.1 Forward Current Derating Curve

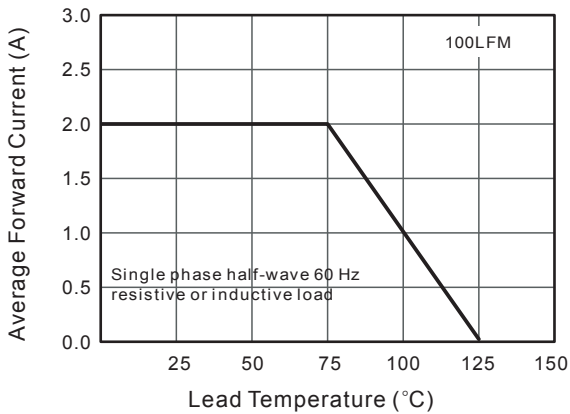


Fig.2 Typical Reverse Characteristics

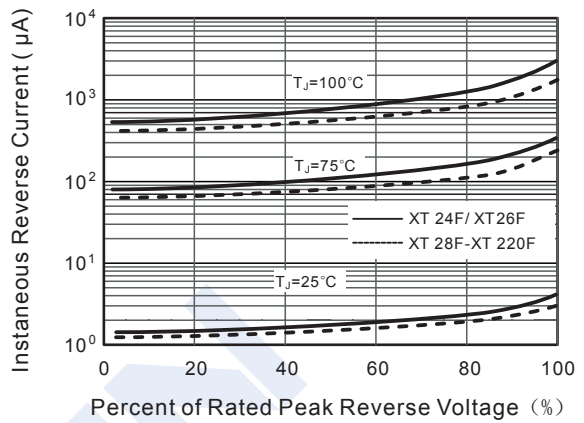


Fig.3 Typical Forward Characteristic

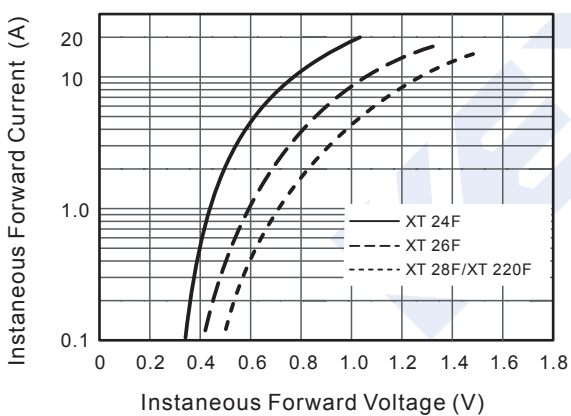


Fig.4 Typical Junction Capacitance

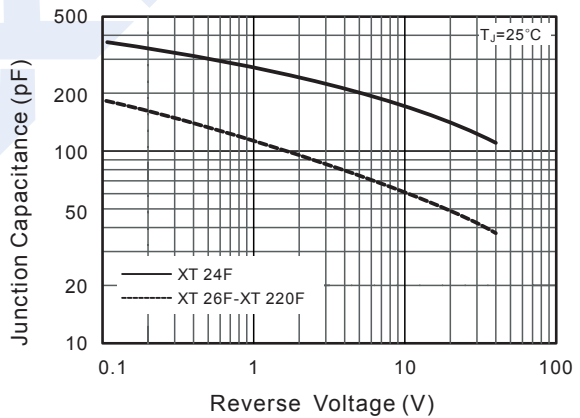


Fig.5 Maximum Non-Repetitive Peak Forward Surge Current

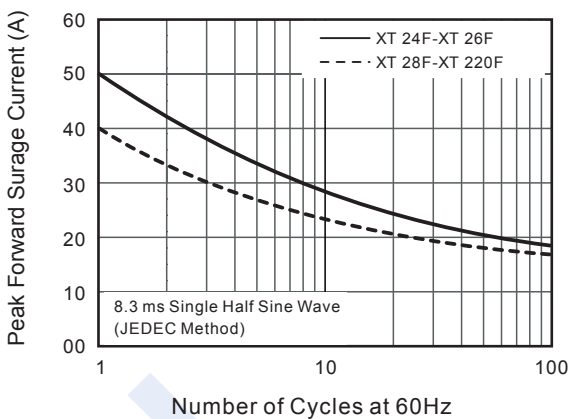


Fig.6- Typical Transient Thermal Impedance

